



HERITAGE  
PRECAST

TECHNICAL  
PRODUCT RANGE



HERITAGE-PRECAST.COM





# GRAND LEDGE

## FEATURES

- The look of natural ledgerstone: bold in scale, with consistent dimensions for faster installation
- 24 unique face textures
- Quality materials equals long term durability
- Six additional 5-sided blocks can be used as 90° returns
- Engineerable wall system with capabilities of 5–6 ft (1.5–1.8 m) gravity walls with optimal site conditions

Notes:  
\*Colours & product availability vary by region.  
Dimensions are nominal.  
Specifications are subject to change.

## WALL BLOCKS



<b>UNIT: 36 in (914 mm)</b>	
Dimensions:	36 x 20 x 12 in (914 x 508 x 305 mm)
Weight:	±650 lb (±295 kg)
Units Per Pallet:	1



<b>UNIT: 48 in (1219 mm)</b>	
Dimensions:	48 x 20 x 12 in (1219 x 508 x 305 mm)
Weight:	±865 lb (±392 kg)
Units Per Pallet:	1



<b>UNIT: 60 in (1524 mm)</b>	
Dimensions:	60 x 20 x 12 in (1524 x 508 x 305 mm)
Weight:	±1,085 lb (±492 kg)
Units Per Pallet:	1



<b>UNIT: 72 in (1829 mm)</b>	
Dimensions:	72 x 20 x 12 in (1829 x 508 x 305 mm)
Weight:	±1,300 lb (±590 kg)
Units Per Pallet:	1

## FREESTANDING BLOCKS



<b>FREESTANDING UNIT A:</b>	
Dimensions:	35¼ x 24¼ x 12 in (895 x 616 x 305 mm)
Weight:	±770 lb (±350 kg)
Units Per Pallet:	1



<b>FREESTANDING UNIT B:</b>	
Dimensions:	42¾ x 19¾ x 12 in (1086 x 502 x 305 mm)
Weight:	±760 lb (±345 kg)
Units Per Pallet:	1



<b>FREESTANDING UNIT C:</b>	
Dimensions:	46 x 21 x 12 in (1168 x 533 x 305 mm)
Weight:	±880 lb (±395 kg)
Units Per Pallet:	1




<b>FREESTANDING UNIT D:</b>	
Dimensions:	50½ x 25½ x 12 in (1283 x 648 x 305 mm)
Weight:	±1,160 lb (±525 kg)
Units Per Pallet:	1



<b>FREESTANDING UNIT E:</b>	
Dimensions:	36 x 20 x 12 in (914 x 508 x 305 mm)
Weight:	±625 lb (±283 kg)
Units Per Pallet:	1



<b>FREESTANDING UNIT F:</b>	
Dimensions:	54 x 20 x 12 in (1372 x 508 x 305 mm)
Weight:	±965 lb (±437 kg)
Units Per Pallet:	1



# KODAH

## FEATURES

- Unique large scale with modern, linear proportions
- Multiple face textures for each block size creates a natural quarried and random look
- Retaining walls and double-sided freestanding walls possible with the wall block. Blocks are finished on both the front and back faces and are tapered on each side approximately 1.5 in (38 mm) from the front to the back of the block.
- Corner blocks can be used to construct columns, provide a finished end on a freestanding wall, and make 90° corners. Blocks are finished on three sides, and the fourth side is tapered to fit with the other wall blocks.

Notes:

\*Colours & product availability vary by region.

## WALL PALLET



Weight:	±2,500 lb (±1,134 kg) (inc. pallet)
Coverage (Retaining):	21 sq ft (6.2 sq m)
Coverage (Freestanding):	20 sq ft (6.1 sq m)
Layers Per Pallet:	3
Section:	7 sq ft (2.1 sq m) per layer

**NOTE:** Dimensions are nominal due to texture

<b>UNIT: 1</b>	L x D x H +/-
Dimensions:	42 x 10.5 x 6 in (1067 x 267 x 152 mm)
Weight:	±200 lb (±91 kg)
Units Per Pallet:	6

<b>UNIT: 2</b>	L x D x H +/-
Dimensions:	30 x 10.5 x 6 in (762 x 267 x 152 mm)
Weight:	±140 lb (±64 kg)
Units Per Pallet:	3

<b>UNIT: 3</b>	L x D x H +/-
Dimensions:	21 x 10.5 x 6 in (533 x 267 x 152 mm)
Weight:	±100 lb (±45 kg)
Units Per Pallet:	6

<b>UNIT: 4</b>	L x D x H +/-
Dimensions:	12 x 10.5 x 6 in (305 x 267 x 152 mm)
Weight:	±50 lb (±23 kg)
Units Per Pallet:	3

## CORNER PALLET



Weight:	±2,500 lb (±1,134 kg) (inc. pallet)
Coverage:	31.5 sq ft (9.6 sq m)
Layers Per Pallet:	3
Section:	1.3 sq ft (0.4 sq m) per piece

<b>CORNER UNIT</b>	L x D x H +/-
Dimensions:	21 x 10.5 x 6 in (533 x 267 x 152 mm)
Weight:	±100 lb (±45 kg)
Units Per Pallet:	24 (12 left, 12 right)



# HEARTWOOD

## FEATURES

- Genuine wood texture compliments a variety of applications
- More durable than pressure-treated lumber
- Quality materials = low maintenance alternative to wood
- Great for landscape applications like garden walls or window wells

Notes:

\*Colours & product availability vary by region.

## WALL PALLET



Weight:	±2,600 lb (±1,179 kg) (inc. pallet)
Coverage:	26.25 sq ft (8 sq m)
Layers Per Pallet:	3

<b>UNIT: 1</b>	L x D x H
Dimensions:	6 x 8 x 42 in (152 x 203 x 1067 mm)
Weight:	±171 lb (±78 kg)
Units Per Pallet:	15

<b>UNIT: 2</b>	L x D x H
Dimensions:	6 x 8 x 21 in (152 x 203 x 533 mm)
Weight:	±85 lb (±39 kg)
Units Per Pallet:	30



# DIMENSIONAL FLAGSTONE

## FEATURES

- Six unique shapes with 24 unique stone textures
- Uniform thickness and accurate dimensions translates into fast installation and a beautiful end result

Notes:  
\*Colours & product availability vary by region.

## PALLET




Weight:	±2,350 lb (±1,066 kg) (inc. pallet)
Coverage:	98 sq ft (29.3 sq m)
Layers Per Pallet:	8
Section:	12.25 sq ft (3.7 sq m) per layer



<b>UNIT: 24 x 24 in (610 x 610 mm)</b>	
Dimensions:	24 x 24 x 2 in (610 x 610 x 51 mm)
Weight:	±96 lb (±44 kg)
Coverage:	4 sq ft (1.2 sq m)
Units Per Pallet:	8



<b>UNIT: 24 x 18 in (610 x 457 mm)</b>	
Dimensions:	24 x 18 x 2 in (610 x 457 x 51 mm)
Weight:	±72 lb (±33 kg)
Coverage:	3 sq ft (0.9 sq m)
Units Per Pallet:	8



<b>UNIT: 18 x 18 in (457 x 457 mm)</b>	
Dimensions:	18 x 18 x 2 in (457 x 457 x 51 mm)
Weight:	±54 lb (±25 kg)
Coverage:	2.25 sq ft (0.7 sq m)
Units Per Pallet:	8



<b>UNIT: 18 x 12 in (457 x 305 mm)</b>	
Dimensions:	18 x 12 x 2 in (457 x 305 x 51 mm)
Weight:	±36 lb (±16 kg)
Coverage:	1.5 sq ft (0.5 sq m)
Units Per Pallet:	8



<b>UNIT: 12 x 12 in (305 x 305 mm)</b>	
Dimensions:	12 x 12 x 2 in (305 x 305 x 51 mm)
Weight:	±24 lb (±11 kg)
Coverage:	1 sq ft (0.3 sq m)
Units Per Pallet:	8



<b>UNIT: 12 x 6 in (305 x 152 mm)</b>	
Dimensions:	12 x 6 x 2 in (305 x 152 x 51 mm)
Weight:	±12 lb (±5 kg)
Coverage:	.5 sq ft (0.2 sq m)
Units Per Pallet:	8





# MIROS

## FEATURES

- Large format slab with thermalled stone texture
- Clean, crisp lines perfect for formal or modern applications
- Lends itself well to moss or stone in joints
- Fast, mechanical installation


Notes:

\*Colours & product availability vary by region.

## PALLET




Weight:	±3,600 lb (±1,633 kg) (inc. pallet)
Coverage:	73.5 sq ft (22.4 sq m)
Layers Per Pallet:	6
Section:	12.25 sq ft (3.7 sq m) per piece




UNIT	L x W x H
Dimensions:	42 x 42 x 4 in (1067 x 1067 x 102 mm)
Weight:	±600 lb (±272 kg)
Coverage:	12.25 sq ft (3.7 sq m)
Units Per Pallet:	6

## PATTERNS


### STACK BOND




### STACK BOND (4 in (102 mm) JOINT)



### RUNNING BOND



### RUNNING BOND (4 in (102 mm) JOINT)





# NEW MISSION

## FEATURES

- A combination of modern and Romanesque, with a smaller surface area
- Tighter joints for non-permeable applications
- Three sizes and multiple face textures
- Suitable for residential vehicular traffic

Notes:  
 \*Colours & product availability vary by region.

## PALLET



Weight:	±3,050 lb (±1,383 kg) (inc. pallet)
Coverage:	100 sq ft (30.5 sq m)
Linear Feet (Soldier Course):	140 ft (42.7 m)
Layers Per Pallet:	8
Section:	12.5 sq ft (3.8 m) per layer



<b>UNIT: 6 x 9 in (152 x 229 mm)</b>	
Dimensions:	5.3 x 8.5 x 2.75 in (144 x 216 x 70 mm)
Weight:	±10 lb (±4.5 kg)
Coverage:	.33 sq ft (0.10 sq m)
Units Per Pallet:	80



<b>UNIT: 9 x 9 in (229 x 229 mm)</b>	
Dimensions:	8.5 x 8.5 x 2.75 in (216 x 216 x 70 mm)
Weight:	±15 lb (±6.8 kg)
Coverage:	.5 sq ft (0.15 sq m)
Units Per Pallet:	40



<b>UNIT: 9 x 12 in (229 x 305 mm)</b>	
Dimensions:	11.3 x 8.5 x 2.75 in (287 x 216 x 70 mm)
Weight:	±20 lb (±9.1 kg)
Coverage:	.66 sq ft (0.20 sq m)
Units Per Pallet:	80



# DIMENSIONAL

## FEATURES

- Stone-like shapes and textures create inviting walkways
- Consistent rise equals fast installation and safe end result
- Quality materials and long-term durability
- Multiple natural color blends available
- Complimentary products offer a variety of creative possibilities

Notes:  
\*Colours & product availability vary by region.


### 3 ft PALLET (0.9 m)

Weight: ±3,050 lb (±1,384 kg) (inc. pallet)  
Pieces Per Pallet: 8



UNIT	L x W x H
Dimensions:	36 x 18 x 7 in (914 x 457 x 178 mm)
Weight:	±375 lb (±170 kg)

#### GUILLOTINE FACE




### 4 ft PALLET (1.2 m)

Weight: ±4,050 lb (±1,837 kg) (inc. pallet)  
Pieces Per Pallet: 8



UNIT	L x W x H
Dimensions:	48 x 18 x 7 in (1219 x 457 x 178 mm)
Weight:	±500 lb (±227 kg)

#### SNAPPED FACE



### 4 ft XL PALLET (1.2 m)

Weight: 2,750± lb (1247± kg) (inc. pallet)  
Pieces Per Pallet: 4



UNIT	L x W x H
Dimensions:	48 x 24 x 7 in (1219 x 610 x 178 mm)
Weight:	±675 lb (±306 kg)

#### CHISELED FACE




### 6 ft PALLET (1.8 m)

Weight: ±4,000 lb (±1,814 kg) (inc. pallet)  
Pieces Per Pallet: 3



UNIT	L x W x H
Dimensions:	72 x 30 x 7 in (1828 x 762 x 178 mm)
Weight:	±1,320 lb (±599 kg)

#### SNAPPED FACE







# KODAH FIRE PIT

## FEATURES

- Featuring the modern, clean aesthetic of snapped limestone
- Includes 16 wetcast concrete stones and a 12-gauge steel liner

### NOTE: GAS INSERT

Talk to your local producer about gas insert options in your area

Notes:

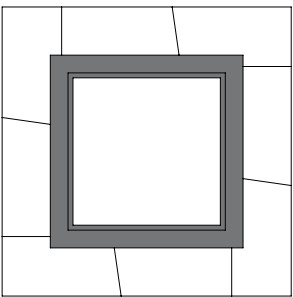
\*Colours & product availability vary by region.

## PALLET



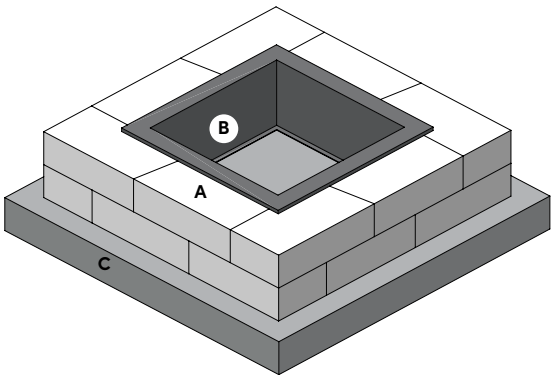
Dimensions: 42 x 42 x 30 in (1067 x 1067 x 762 mm)  
Weight: ±1,700 lb (±771 kg) (inc. pallet)

## INSTALLED PLAN VIEW



UNIT	L x W x H
Finished Dimensions:	51 x 51 x 12 in (1295 x 1295 x 305 mm)

## TYPICAL INSTALLATION



- A. Kodah wall blocks (overlap at corners as shown, and abut matching block tapers)
- B. 12-gauge steel ring (28 x 28 in (711 x 711 mm) opening), 12 in (305 mm) tall, hangs directly on blocks
- C. 6 in (152 mm) minimum drainstone base underneath



# DIMENSIONAL COPING

## FEATURES

- Chiseled, natural stone texture
- Comfortable dimensions for seat walls
- Formal appearance perfect for any wall application

Notes:  
\*Colours & product availability vary by region.

## PALLET



Weight:	±2,000 lb (±907 kg) (inc. pallet)
Linear Feet:	63 (19 m)
Layers Per Pallet:	6
Section:	10.5 linear ft (3.2 m) per layer



<b>UNIT: 24 in (610 mm)</b>	
Dimensions:	24 x 12.5 x 2.5 in (610 x 318 x 64 mm)
Weight:	±63 lb (±29 kg)
Units Per Pallet:	18



<b>UNIT: 18 in (457 mm)</b>	
Dimensions:	18 x 12.5 x 2.5 in (457 x 318 x 64 mm)
Weight:	±47 lb (±21 kg)
Units Per Pallet:	12



<b>UNIT: COPING END</b>	
Dimensions:	19 x 12.5 x 2.5 in (483 x 318 x 64 mm)
Weight:	±49 lb (±22 kg)
Units Per Pallet:	6



# COLUMN CAPS (24, 30, 34 in) (610, 762, 864 mm)

## FEATURES

- Dimensional, chiseled face
- Large format and subtle textures
- Designed to coordinate with Rosetta Hardscapes wall products

Notes:  
\*Colours & product availability vary by region.

### 24 in CAP PALLET (610 mm)

Weight: ± lb (inc. pallet)



<b>UNIT: 24 in (610 mm)</b>	
Weight:	±120 lb (±54 kg)
Units Per Pallet:	10

### 30 in CAP PALLET (762 mm)

Weight: ± lb (inc. pallet)



<b>UNIT: 30 in (762 mm)</b>	
Weight:	±230 lb (±104 kg)
Units Per Pallet:	6

### 34 in CAP PALLET (864 mm)

Weight: ± lb (inc. pallet)



<b>UNIT: 34 in (864 mm)</b>	
Weight:	±295 lb (±134 kg)
Units Per Pallet:	6





**Heritage Precast**  
28-30 Teemore Road, Aghindisert,  
Derrylin, Co. Fermanagh, BT92 9QP  
T: 0044 28 677 42877  
E: [info@heritage-precast.com](mailto:info@heritage-precast.com)

**HERITAGE-PRECAST.COM**